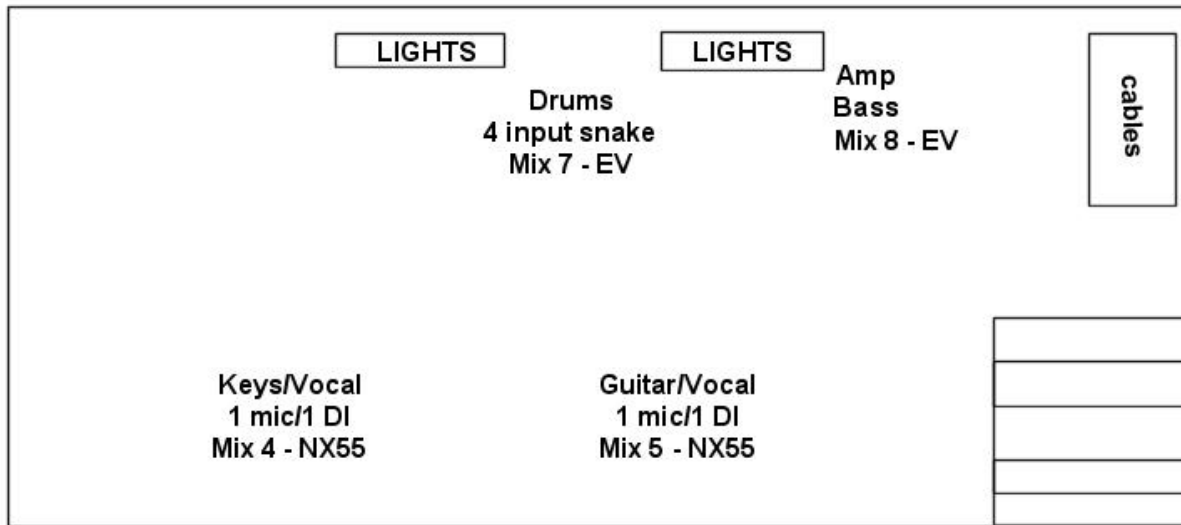


New Hope Church Sound Setup Sheet - FOR -


Channel	PERSON or INSTRUMENT	WITH	Mixer Notes
1	WIRELESS MIC 1 (Head or Lav only)	Pre wired	
2	WIRELESS MIC 2 (Handheld, LAV or Head)	Pre wired	more gain for handheld
3	WIRELESS MIC 3 (Handheld, LAV or Head)	Via yellow multipin	from recording mixer
4	STAGE WIRED		
5	spare		
6	spare		
7	spare		
8	iPod2	Pre wired	
9	Multimedia - L	multipin	
10	Multimedia - R	multipin	
11	Reverb-L	multipin	
12	Reverb-R	multipin	
13\14	iPod1	Pre wired	
15\16	CD	Pre wired	
17	KICK DRUM	AKG D112	
18	HI HAT	NT3	
19	OVERHEAD L	E604	
20	OVERHEAD R	E604	
21	KEYBOARD L	DI#1	
22	KEYBOARD R	DI#2	
23	ACOUSTIC #1	DI#3	
24	ELECTRIC #1	DI#4 or B57	
25	BASS	Direct from amp	
26	Instr	B57\SM57	
27	Instr	B57	
28	VOCAL 1	B58	
29	VOCAL 2	B58	
30	VOCAL 3	B58	
31	VOCAL 4	B58	
32	VOCAL 5	B58	

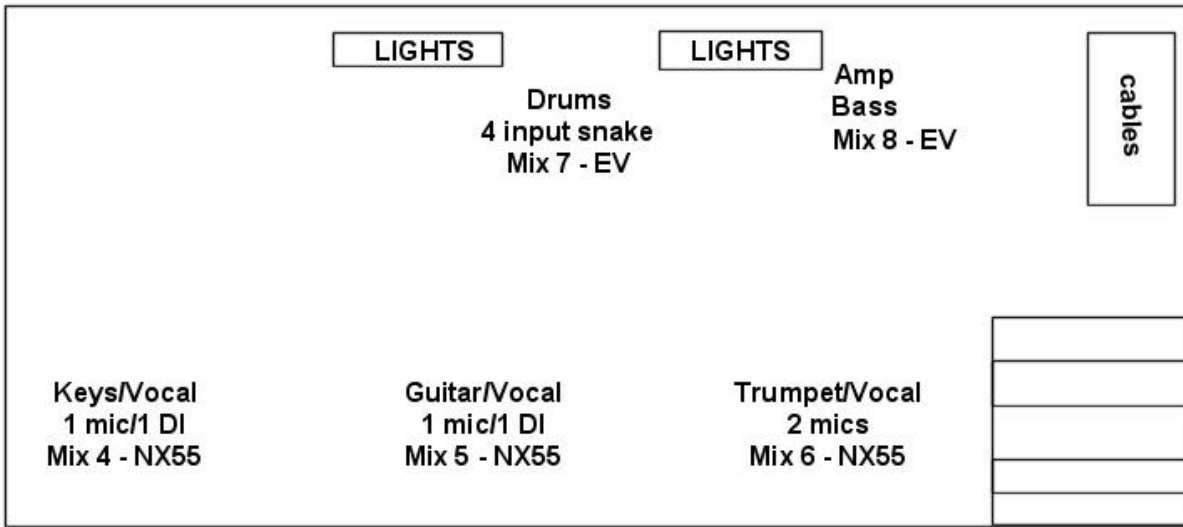
Sends	For	With	Notes
M1	Drums\Bass		To stereo
M2	Instruments		To stereo
M3	Vocals		To stereo
M4	Stage monitors - Left	NX55	Peavy graph (fix off)
M5	Stage monitors - Center/Lead	NX55	DBX graph1
M6	Stage monitors - Right	NX55	DBX graph2
M7	Stage monitors - Drums	EV	DBX graph3
M8	Stage Monitors - Bass	EV	DBX graph4
M9	Effects Send		Effects/Reverb split
M10	SUBS		Ashley
Stereo L	FOH		Ashley
Stereo R	FOH		Ashley
Stereo 2	Recording		Without Mackie
Matrix 1	Camera		Without Mackie
Matrix 2	Spare		
Comp1	Insert on M1		DBX166
Comp2	Insert on M3		DBX166

-note balance load on amps-




Stage Layout Typical - 4 person band





Stage Layout Typical - 5 person band



Stage Layout Typical - 6 person band

